

If you have any questions, please contact me at jamie@teachmommyteach.com

Thank you for downloading!

You May:

- use these resources in your own home or classroom for non-commercial use.
- print as many copies as you would like.
- share the website link, <https://teachmommyteach.com/>, where this printable can be found, so that others can download the file.

You May NOT:

- sell, give away, or share a printed copy. Each person should download separately and print.
- print out a copy for multiple teachers, as in an entire school, co-op, or other group. Each teacher should download separately and print.
- link directly to the pdf. Instead, link to the page on <https://teachmommyteach.com/> or <https://teacherspayteacher.com/> where you found the download.
- claim this or any part of this printable as your own.
- alter this printable and claim it as your own.
- host any of the files on your personal or other websites that can be shared with others.
- Upload this resource to any file sharing sites

Credits!! Thank you Speaking of Images and Open Clipart!



<https://www.teacherspayteachers.com/Store/Speaking-Of-Images>



<https://openclipart.org/>

Sight Words Kindergarten

Book 1: Mat Hid

Pre-Reading Worksheets

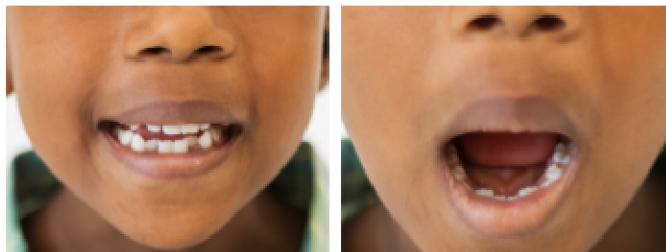
Your child will practice the high-frequency words *ran*, *saw*, and *to*.
Your child will also practice CVC words.

Name: _____

The word **saw** can be a difficult word to sound out because the **aw** represents its own new sound! The **aw** in the word **saw** represents an **aw** sound. This is the sound you say when you see a cute baby! Say, "Aw! A baby!" Practice saying the **aw** sound and look at the child saying the **aw** sound below.



Sound out **saw** using the pictures of the children's mouths as a tool.



s

aw

Some other words have an **aw** that represents an **aw** sound. Have a grown-up help you sound out the following words. Can you circle the **aw**?

paw



draw



Name: _____

Touch each dot and say the sound the letter(s) represent. Then, touching the arrow, put the sounds together to sound out the word.



Read the following silly story.

Mat saw a pig. The pig saw a dog. The dog saw a cat. The cat saw a rat. The rat saw an ant. The ant saw Mat.

Draw an X over the false sentence.

Mat saw a pig.

The dog saw a cat.

The rat saw an ant.

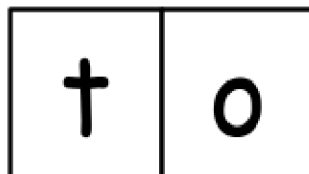
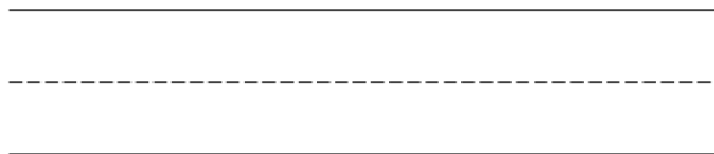
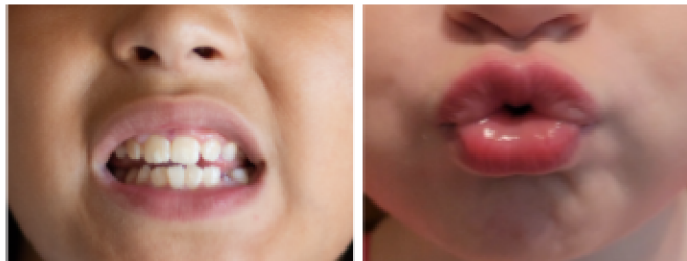
The ant saw Pat.

Name: _____

The word **to** can be a difficult word to sound out because the **o** represents an **ew sound**. **O** can represent an **ew sound** or a **long o sound** in one syllable words that end in O. Practice saying the **ew** sound and look at the child saying the **ew** sound below.

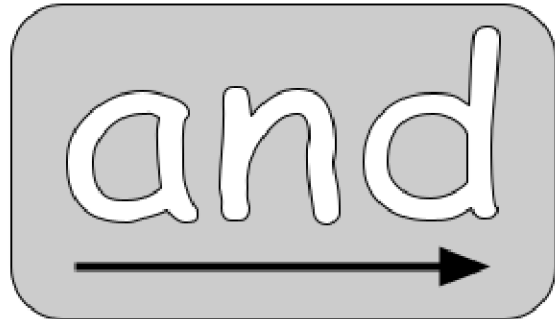
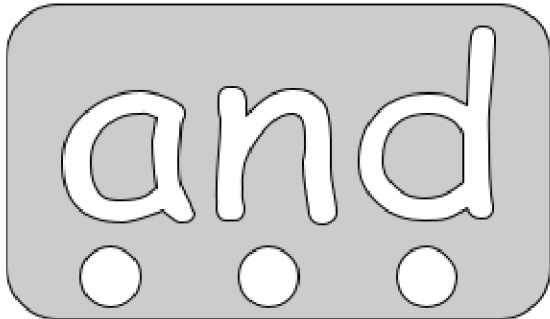
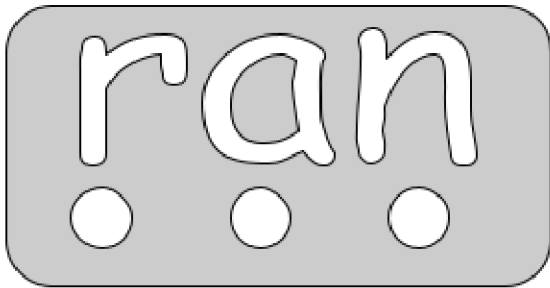


Read the word **to** below. Cut out the graphemes (letters) below. Then match the graphemes (letters) to the pictures of the mouths saying the words, and glue. Write the word on the handwriting lines.



Name: _____

Touch each dot and say the sound the letter(s) represent. Then, touching the arrow, put the sounds together to sound out the word. Circle the AN in each word.



Read the following silly sentences.

See the rat! The man ran and ran and ran and ran and ran and ran and ran and ran and ran and ran!

Review the following words by reading them one more time!

saw

to

ran

and

Sight Words Kindergarten

Book 1: Mat Hid

Extra Practice

Post-Reading Worksheets

Name: _____

Read the following silly story, circle every word TO, and draw a picture to illustrate it.

The man went to the mall. The man went to get a hot dog. The man was glad! The man went to the pig pen with his hot dog. The hot dog fell in the mud. The man went to the mall.

Sight Words Kindergarten

Book 1: Mat Hid

Answers

Pre-Reading Worksheets

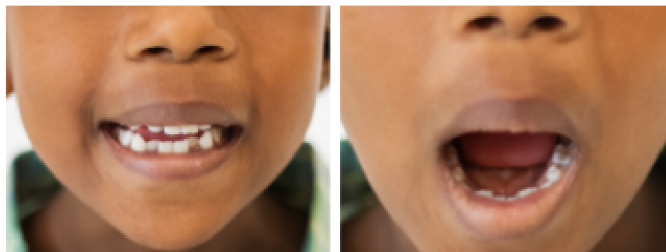
Your child will practice the high-frequency words *ran*, *saw*, and *to*.
Your child will also practice CVC words.

Name: Answers

The word **saw** can be a difficult word to sound out because the **aw** represents its own new sound! The **aw** in the word **saw** represents an **aw** sound. This is the sound you say when you see a cute baby! Say, "Aw! A baby!" Practice saying the **aw** sound and look at the child saying the **aw** sound below.




Sound out **saw** using the pictures of the children's mouths as a tool.



s

aw

Some other words have an **aw** that represents an **aw** sound. Have a grown-up help you sound out the following words. Can you circle the **aw**?



Name: Answers

Touch each dot and say the sound the letter(s) represent. Then, touching the arrow, put the sounds together to sound out the word.



Read the following silly story.

Mat saw a pig. The pig saw a dog. The dog saw a cat. The cat saw a rat. The rat saw an ant. The ant saw Mat.

Draw an X over the false sentence.

Mat saw a pig.

The dog saw a cat.

The rat saw an ant.



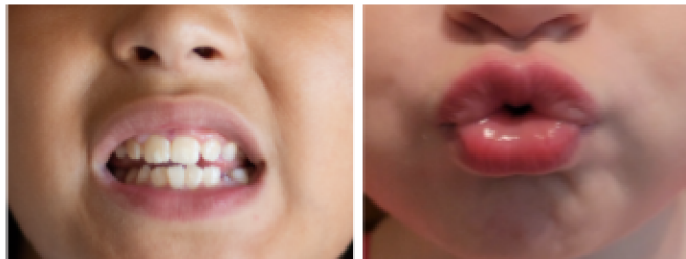
~~The ant saw Pat.~~

Name: **Answers**

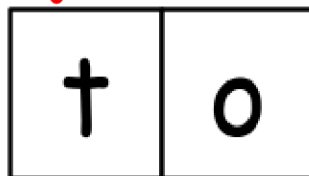
The word **to** can be a difficult word to sound out because the **o** represents an **ew sound**. **O** can represent an **ew sound** or a **long o sound** in one syllable words that end in O. Practice saying the **ew sound** and look at the child saying the **ew sound** below.



Read the word **to** below. Cut out the graphemes (letters) below. Then match the graphemes (letters) to the pictures of the mouths saying the words, and glue. Write the word on the handwriting lines.

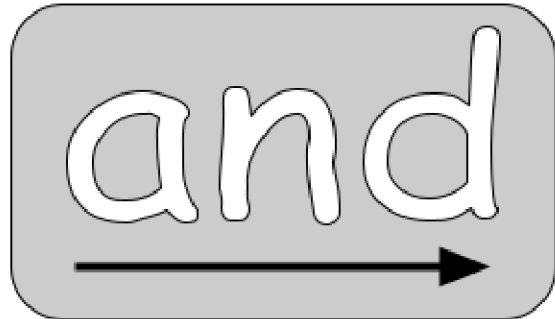
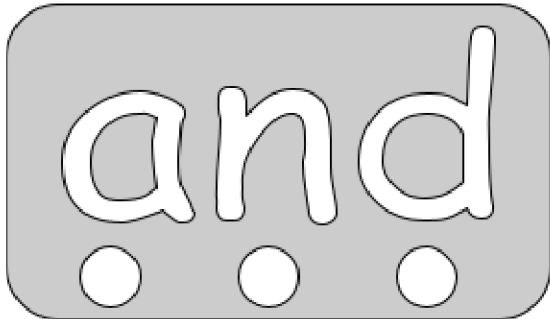

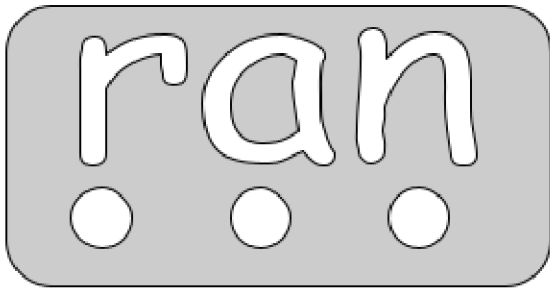


to



Name: Answers

Touch each dot and say the sound the letter(s) represent. Then, touching the arrow, put the sounds together to sound out the word. Circle the AN in each word.



Read the following silly sentences.

See the rat! The man ran and ran and ran and ran and ran and ran and ran and ran and ran and ran!

Review the following words by reading them one more time!

saw

to

ran

and

Sight Words Kindergarten

Book 1: Mat Hid

Answers

Extra Practice

Post-Reading Worksheets

Name: Answers

Read the following silly story, circle every word TO, and draw a picture to illustrate it.

The man went **to** the mall. The man went **to** get a hot dog. The man was glad! The man went **to** the pig pen with his hot dog. The hot dog fell in the mud. The man went **to** the mall.



If you have any questions, please contact me at jamie@teachmommyteach.com

Thank you for downloading!

You May:

- use these resources in your own home or classroom for non-commercial use.
- print as many copies as you would like.
- share the website link, <https://teachmommyteach.com/>, where this printable can be found, so that others can download the file.

You May NOT:

- sell, give away, or share a printed copy. Each person should download separately and print.
- print out a copy for multiple teachers, as in an entire school, co-op, or other group. Each teacher should download separately and print.
- link directly to the pdf. Instead, link to the page on <https://teachmommyteach.com/> or <https://teacherspayteacher.com/> where you found the download.
- claim this or any part of this printable as your own.
- alter this printable and claim it as your own.
- host any of the files on your personal or other websites that can be shared with others.
- Upload this resource to any file sharing sites

Credits!! Thank you Speaking of Images and Open Clipart!



<https://www.teacherspayteachers.com/Store/Speaking-Of-Images>



<https://openclipart.org/>